



Submit a page for validation

Follow this procedure to submit a page for validation

 Difficulty **Easy**

 Duration **15 minute(s)**

Contents

Prerequisites tutorials


Step 1 - Create a page

Step 2 - Write a new page

Step 3 - Check the progress of the proofreading of a new page

Comments

Prerequisites tutorials

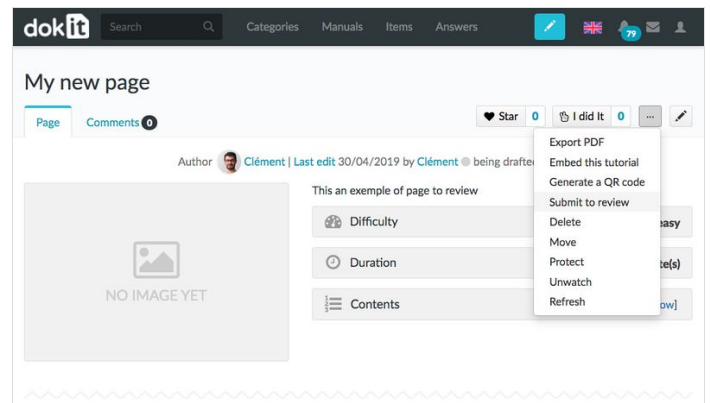
 Créer une page Wiki

Step 1 - Create a page

From the home page, select **Create a page** in the horizontal menu at the top of the page.

In the pop-up window that appears:

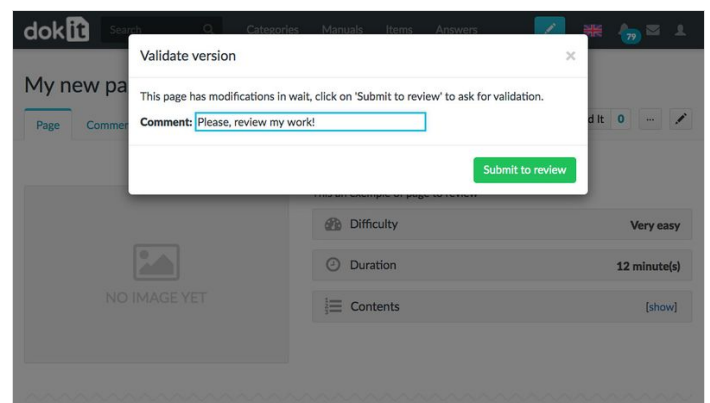
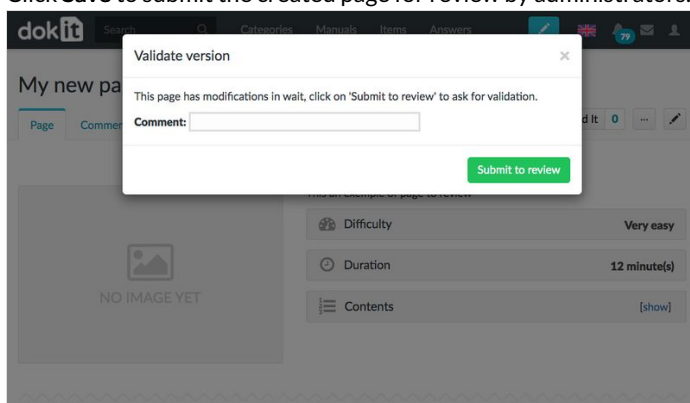
- Select the **Page** tab from the menu.
- Name the page in the field **Name of the page**.
- Finalize by clicking on **Create**.



Step 2 - Write a new page

At the bottom of the page in the field **Status**, open the drop-down menu and select **Submit for review**.

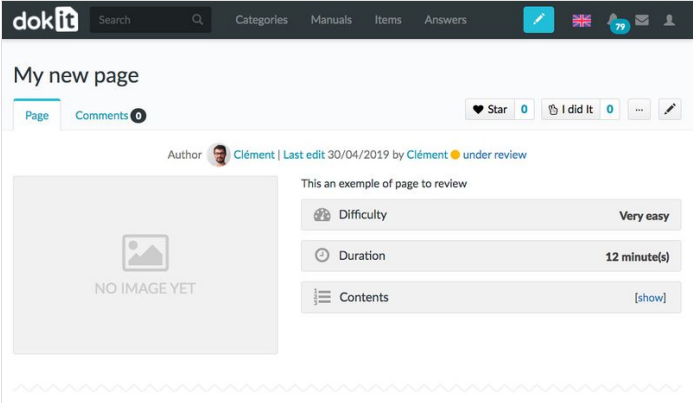
Click **Save** to submit the created page for review by administrators.



Step 3 - Check the progress of the proofreading of a new page

Click on the avatar icon in the menu bar at the top of the page and select from the drop-down menu **My Profile**.

The list of pages and manuals currently under review by administrators is shown under the **Contributions** tab.



The screenshot shows the 'dokit' website interface. At the top, there is a navigation bar with 'dokit' logo, a search bar, and links for 'Categories', 'Manuals', 'Items', and 'Answers'. On the right side of the navigation bar, there are icons for a pencil, a flag, a notification bell with '79', and a user profile icon.

The main content area is titled 'My new page'. Below the title, there are tabs for 'Page' and 'Comments'. To the right of the tabs, there are buttons for 'Star' (0), 'I did it' (0), and a pencil icon.

The author information is 'Author Clément | Last edit 30/04/2019 by Clément under review'. Below this, there is a large grey box with a placeholder image and the text 'NO IMAGE YET'.

To the right of the image placeholder, there is a section titled 'This an exemple of page to review' with three rows of data:

This an exemple of page to review	
Difficulty	Very easy
Duration	12 minute(s)
Contents	[show]