



Send a message to a user

Follow this procedure to send a message to the user of your choice.

 Difficulty **Easy**

 Duration **5 minute(s)**

Contents


Prerequisites tutorials

Step 1 - Access the user's profile

Step 2 - Send the message

Comments

Prerequisites tutorials

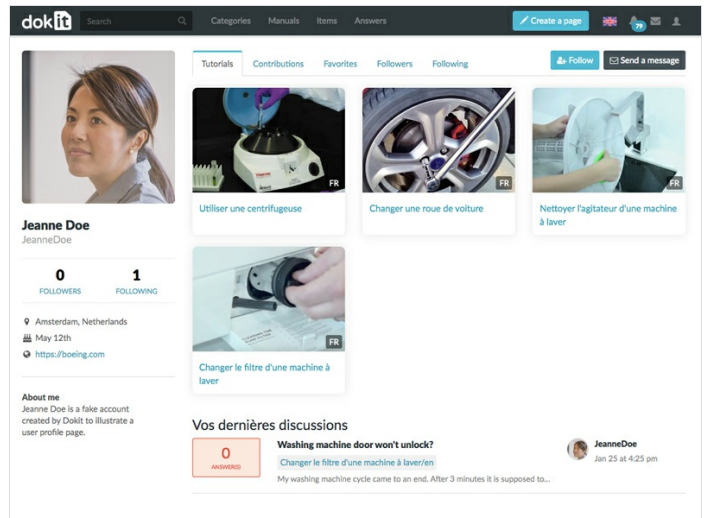
 Se connecter et se déconnecter

Step 1 - Access the user's profile

Select a tutorial from the main menu.

Then click on the name of the author(s) of the tutorial to access their user profile.


Once on the user's profile page, click on **Send a message**.



The screenshot shows the user profile page for 'Jeanne Doe' on the dokit platform. The profile includes a profile picture, the name 'Jeanne Doe', and statistics: 0 followers and 1 following. The location is listed as 'Amsterdam, Netherlands', the date as 'May 12th', and a website link 'https://boeing.com'. Below the profile information, there are several tutorial cards with images and titles in French: 'Utiliser une centrifugeuse', 'Changer une roue de voiture', 'Nettoyer l'agitateur d'une machine à laver', and 'Changer le filtre d'une machine à laver'. At the bottom, there is a section for 'Vos dernières discussions' (Your latest discussions) with a discussion titled 'Washing machine door won't unlock?' and a sub-heading 'Changer le filtre d'une machine à laver/en'. The discussion text reads: 'My washing machine cycle came to an end. After 3 minutes it is supposed to...'. The user's name 'Jeanne Doe' and the time 'Jan 25 at 4:25 pm' are also visible.

Step 2 - Send the message

To write a message, click in the text box entitled **Send a new message to** (located at the bottom of the page).
Once the message has been written, click on **Send**.

 You can also view all of your previous conversations in the All Your Conversations tab, located on the left side of the message writing page.

