


Reset password

Follow this procedure to reset your password if you forget it.

 Difficulty **Very easy**

 Duration **2 minute(s)**

Contents

Prerequisites tutorials

Step 1 - Go to the Forgotten Password page


Step 2 - Request a temporary password by e-mail

Step 3 - Login using the temporary password

Step 4 - Choose a new password

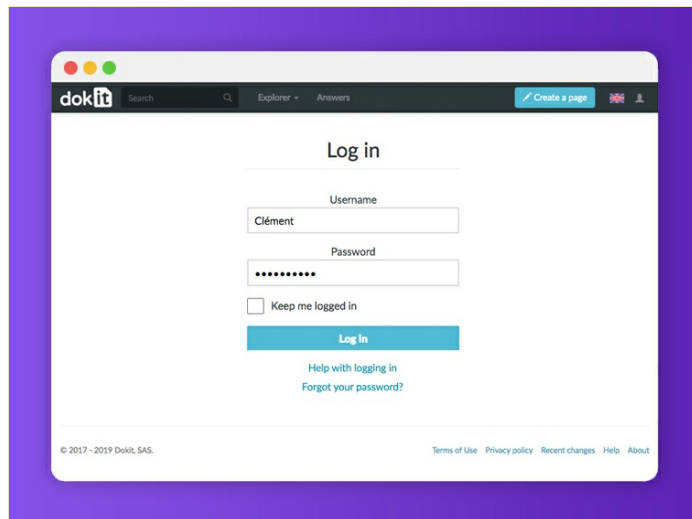
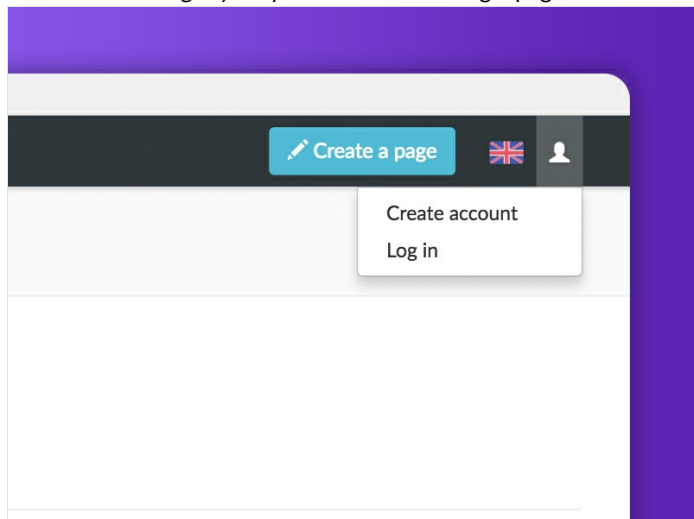
Comments

Prerequisites tutorials

 [Cr er un compte](#)


Step 1 - Go to the Forgotten Password page

Click on the icon representing an avatar and select *Connect*.
Then click on *Forgot your password?* on the Login page.



Step 2 - Request a temporary password by e-mail

Enter the **username** or **e-mail address**, then click **Reset password** to receive a temporary password by e-mail.

 The temporary password is valid for 7 days.

Reset password

Fill in one of the fields to receive a temporary password via email.

Username:

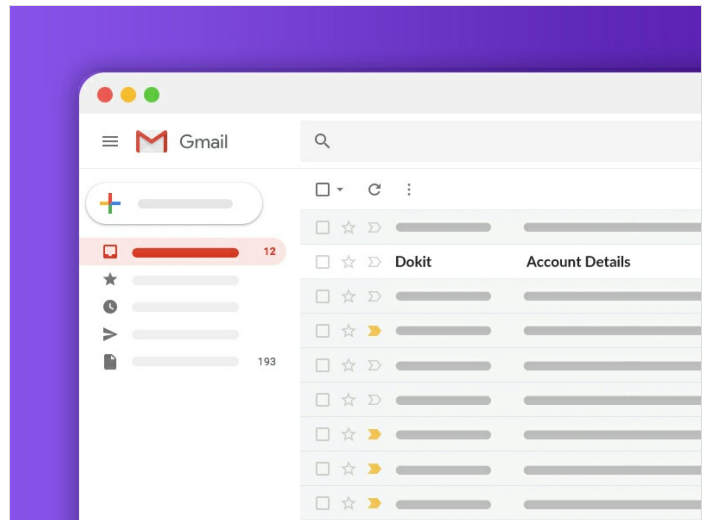
Email address:

Reset password

Step 3 - Login using the temporary password

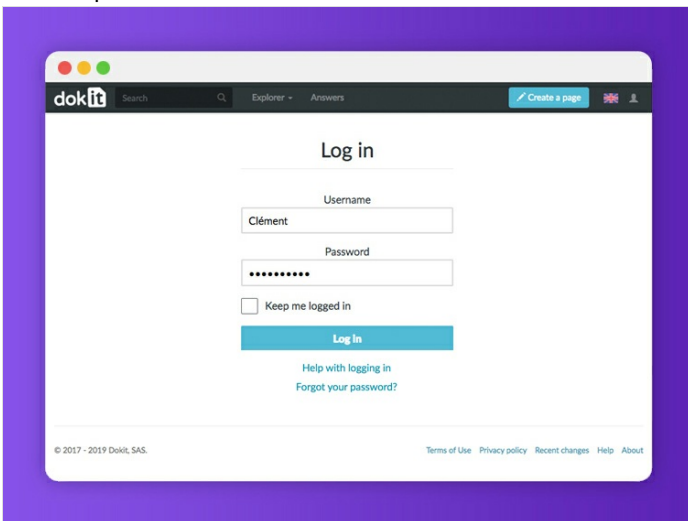
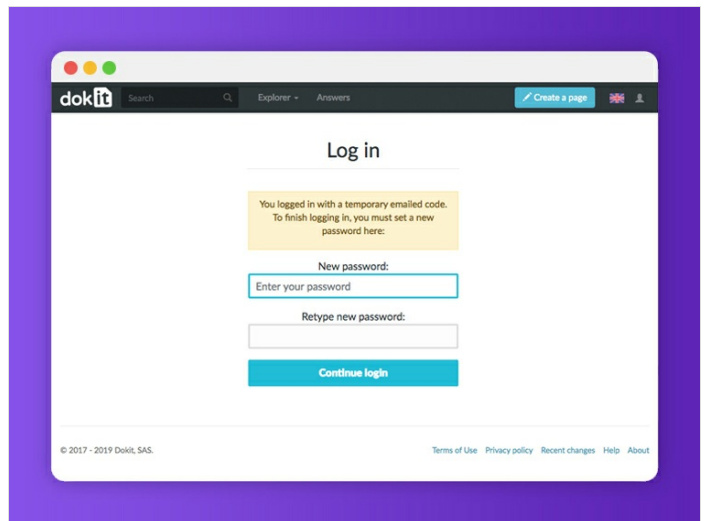
Check your email inbox and open the email containing the temporary password.

Go back to Dokit, enter your temporary password on the Login page, then click on **Login**.



Step 4 - Choose a new password

In the new page that opens, enter your new password, confirm it and then click **Continue Login**. The new password is saved.

A screenshot of the Dokit login page. The page has a dark header with the Dokit logo and navigation links. The main content area is white and contains a 'Log in' form. The form has two input fields: 'Username' with the value 'Clément' and 'Password' with masked characters. There is a checkbox for 'Keep me logged in' and a blue 'Log in' button. Below the button are links for 'Help with logging in' and 'Forgot your password?'. The footer contains copyright information and links for 'Terms of Use', 'Privacy policy', 'Recent changes', 'Help', and 'About'.A screenshot of the Dokit password reset page. The page has a dark header with the Dokit logo and navigation links. The main content area is white and contains a 'Log in' form. A yellow message box at the top says 'You logged in with a temporary emailed code. To finish logging in, you must set a new password here:'. Below this are two input fields: 'New password:' and 'Retype new password:'. There is a blue 'Continue login' button. The footer contains copyright information and links for 'Terms of Use', 'Privacy policy', 'Recent changes', 'Help', and 'About'.