


Embed a tutorial into a website

Follow this procedure to integrate (embed) a tutorial into a website.

 Difficulty **Easy**

 Duration **2 minute(s)**

Contents


Prerequisites tutorials

Step 1 - Access the tutorial to export

Step 2 - Embed a tutorial into a website

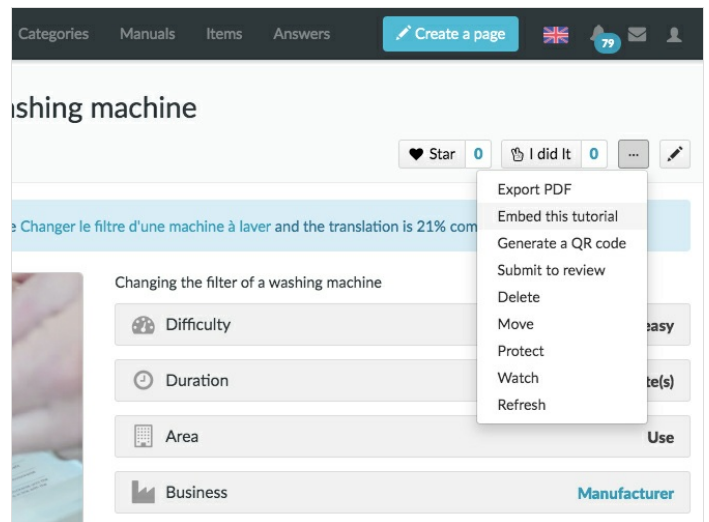
Comments

Prerequisites tutorials

 Se connecter et se déconnecter


Step 1 - Access the tutorial to export

On the home page, select the tutorial to be exported as a PDF.



Step 2 - Embed a tutorial into a website

1. Once the tutorial is open, click on the dotted icon (top right of the page), then on **Integrate this tutorial**.
2. Change the player size, color, and then copy and paste the embed code to put it on your website.

 You can also view the table of contents, the necessary materials and tools, and get an overview of the tutorial.

