

Export a manual in PDF

Follow this procedure to export a manual in PDF

 Difficulty **Easy**

 Duration **1 minute(s)**

Contents

Step 1 - Access the manuals

Step 2 - Go to a manual page

Step 3 - Exporting the manual

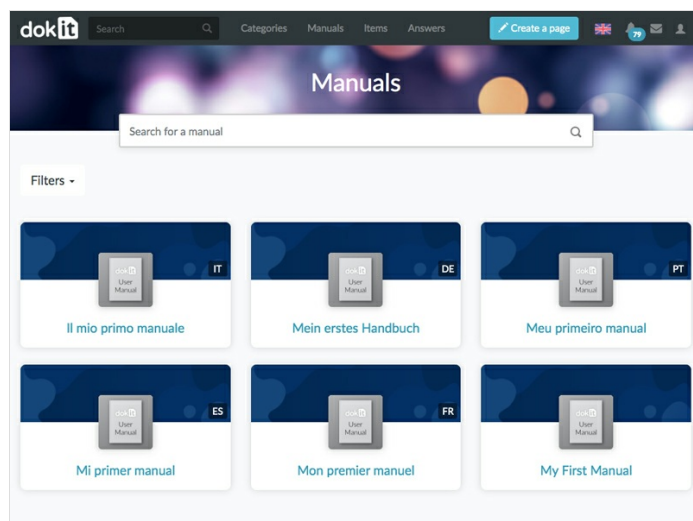
Step 4 - Finalize PDF download

Comments

Step 1 - Access the manuals

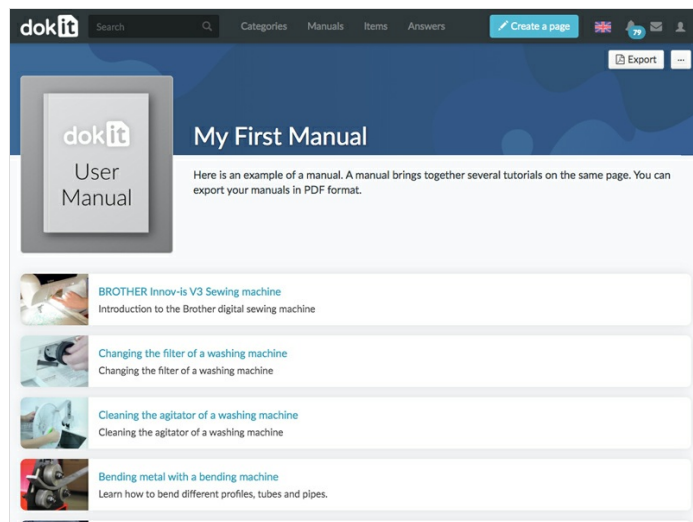
From the home page, click on **Manuals** in the menu at the top of the screen.

In the "Manuals" page, all the platform's manuals are represented in the form of a thumbnail.



Step 2 - Go to a manual page

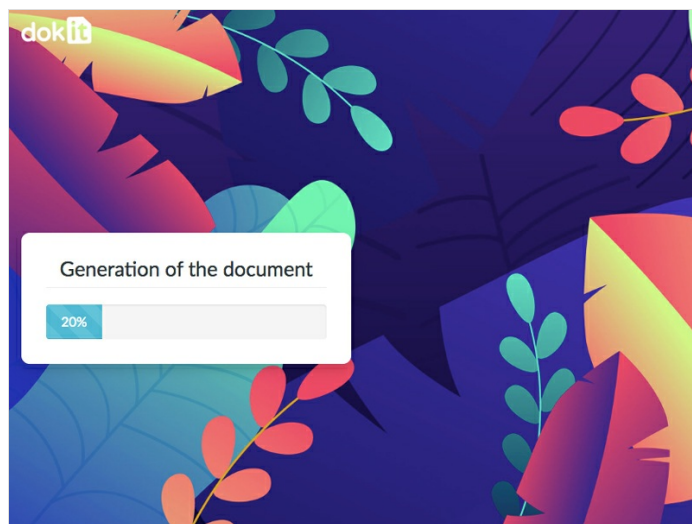
When you are on the manual page to export, click on the **Export** button at the top right.



Step 3 - Exporting the manual

A page will then open in a new tab.
The manual is being exported.

i It may take several minutes depending on the number of pages and images it contains.



Step 4 - Finalize PDF download

When the generation of the manual is completed, a **Download** button appears. Click on it to download the PDF on your computer.

