



Change your preferences

Follow this procedure to change your preferences

 Difficulty **Easy**

 Duration **5 minute(s)**

Contents

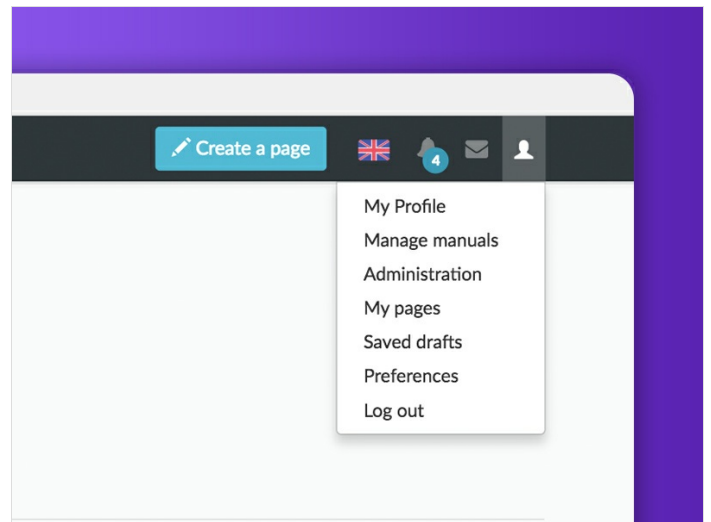
Step 1 - Access preferences' page

Step 2 - Set your preferences

Comments


Step 1 - Access preferences' page

Click on the profile icon and select Preferences.



Step 2 - Set your preferences

Modify all what is necessary and then click on Save.

 When the procedure is finished, select Restore all default settings (in all sections) at the very bottom of the page to reboot all the settings.

