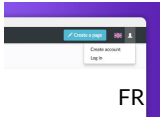


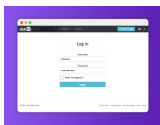


Créer et gérer son compte



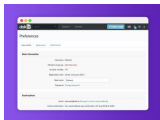
Créer un compte

Suivez cette procédure pour créer un compte Dokit



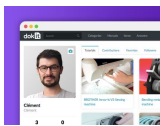
Log in and Log out

Follow this procedure to log in or log out from your Dokit account.



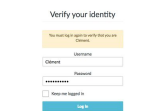
Change your preferences

Follow this procedure to change your preferences



Modifier son profil

Suivez cette procédure pour modifier votre profil



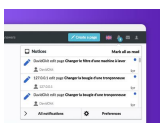
Modifier son mot de passe

Suivez cette procédure pour changer votre mot de passe de connexion DoKit.



Reset password


Follow this procedure to reset your password if you forget it.



Manage your notifications

Follow this procedure to manage your notifications.

Créer une page



Créer un tutoriel

Suivez cette procédure pour créer un tutoriel

Create a Wiki page

Follow this procedure to create a Wiki page

Create an item

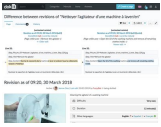
Follow this procedure to create an item

Modifier une page



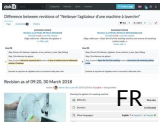
Rename a page

Follow this procedure to rename a page



Go to the history of a page

Follow this procedure to access the history of a page.



Restaurer une version précédente

Suivez cette procédure pour restaurer la version précédente d'une page créée

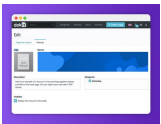
Traduire une page



Traduire une page

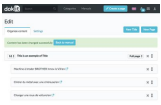
Suivez cette procédure pour traduire une page.

Créer et éditer un manuel



Create a new manual

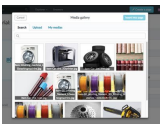
Follow this procedure to create a manual



Organizing a manual

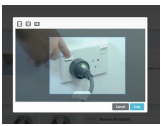
Follow this procedure to add and organize pages and titles in your Dokit manuals.

Gérer les médias



Adding media from a page

Follow this procedure to add media in a page.



Crop an image

Follow this procedure to crop an image



Add annotations

Follow this procedure to add memos to an image.

Valider le contenu



Submit a page for validation

Follow this procedure to submit a page for validation



Review and validate a page

Follow this procedure to review and validate a page

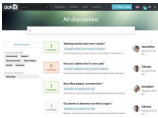


Access the different versions of a content
 Follow this procedure to access the different versions of a content.

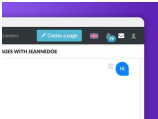
Collaborer sur la plateforme



Post a comment
 Follow this procedure to post a comment to a tutorial.

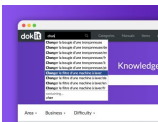


Browse all comments
 Follow this procedure to browse all the comments

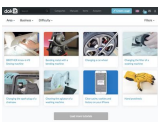


Send a message to a user
 Follow this procedure to send a message to the user of your choice.

Rechercher et explorer

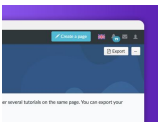


Perform a search
 Follow this procedure to perform a search.

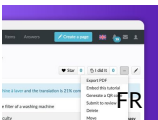


Explore the pages visually
 Follow this procedure to visually explore the pages by adding images to the tutorials and editing them.

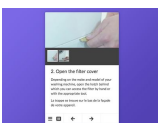
Partager des contenus



Export a manual in PDF
 Follow this procedure to export a manual in PDF



Exporter un tutoriel en PDF
 Suivez cette procédure pour exporter un tutoriel en PDF.



Embed a tutorial into a website
 Follow this procedure to integrate (embed) a tutorial into a website.

Administration de la plateforme Dokit

Customize the platform
 Follow this procedure to customize the platform and home page with colors or a logo.

Ajouter, supprimer et réordonner les catégories
 Suivez cette procédure pour ajouter, supprimer et réordonner les catégories

FR

Managing Metadata
 Follow this procedure to manage metadata.

Manage annotations

Dokit allows you to create custom annotations (i.e. your own annotations to add to your images). Follow this procedure to create and manage your annotations.